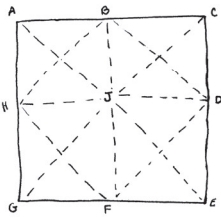




Kutie Catcher Game ~ "Entoptic Visions and the Cycle of Life"

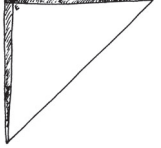
2003 © Mara Jevera Fulmer



Step 1 - Fold along B-F and crease. Then re-open and repeat fold along H-D.



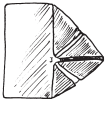
Step 2 - Fold along C-G and crease. Then re-open and repeat fold along A-E.




Step 3 - Flip over paper, lay flat and fully open. Fold point A into center point J. Repeat for other 3 corners.



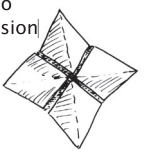
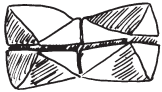
Step 4 - Turn over so that folded pieces are in back. Fold each "new" corner into center, point B into J, etc.




Step 5 - Push the "new" four corners towards the center. "Puff" up piece by pulling out the four flaps on the back side.



Step 6 - Stick your fingers into the back of the flaps. Now you are ready to play the game! You decide how. Lift the inside flaps to reveal the entoptic vision and what chance has wrought in the cycle



Cut along dotted line...>



Cut along dotted line...>

Cut along dotted line...>

